

AREA PERFORMANCE REPORT – FQ1 2023/24

1.0 BACKGROUND

1.1 This paper presents the Area Performance Report for Financial Quarter 1 2023/24 (April to June 2023) and illustrates the agreed performance measures.

1.2 The features of the Performance Report are as follows:-

¾ Indicators are grouped by Corporate Outcome.

¾ The data table for each indicator is coded to identify the level of reporting.

- o Area level measures are blue
- o Council level measures are grey
- o COI measures are white


¾ Each indicator details the

- o Target, Actual and Performance status (Green / Red / No Target) for the current and three previous financial quarters.
- o Commentary for the current financial quarter only.
- o Narrative explaining the performance trend e.g. This indicator is above Target and performance has improved since the last reporting period.
- o Where appropriate a Performance Trend Line has been added.
- o The name of the Responsible Officer.
- o Where possible performance is presented at both Area and Council level.

1.3 The commentary for each indicator helps 'Tell Our Story' and enables Elected Members to


Organisation Development Officer - Performance and Improvement
Customer Support Services
01546 604454

Appendix 1: FQ1 2023/24 MAKI Performance Report







--	--	--	--
















This measure only relates to planning applications received for alterations to existing premises.









